

# Underbench Storage Refrigerators with Glass Door - Slimline


## Features:

- Self closing glass doors with integrated handles
- Digital controller and digital temperature display
- Dynamic fan forced cooling system with automatic defrosting
- Continuous shelf for maximum use of space
- Stainless steel finish exterior and interior
- Frequency/voltage: 50Hz/220-240 V

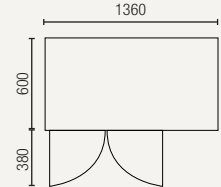
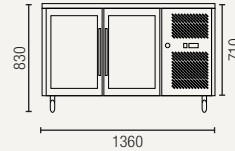
- Plastic coated steel shelves
- Lockable engine compartment
- Refrigerant: R290
- Lockable castor wheels
- Ambient temperatures +16°C to +43°C



## SSC260G



Continuous shelf for maximum use of space



Allow min. 100mm clearance for installation, all vents must be left clear

**Gross volume:** 260 L

**Exterior dimensions in mm:** 1360w x 600d x 830h

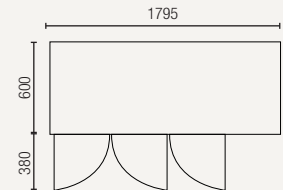
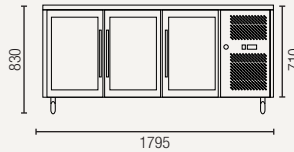
**Number of adjustable shelves:** 2

**Temperature set range:** -2°C to +8°C

**Gross/net weight:** 120/103 kg

**Energy consumption in 24h:** 2.2 kWh

## SSC400G



Continuous shelf for maximum use of space



Allow min. 100mm clearance for installation, all vents must be left clear

**Gross volume:** 386 L

**Exterior dimensions in mm:** 1795w x 600d x 830h

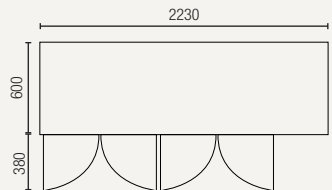
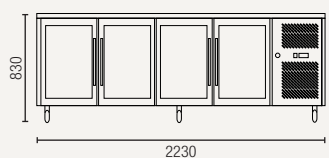
**Number of adjustable shelves:** 3

**Temperature set range:** -2°C to +8°C

**Gross/net weight:** 148/129 kg

**Energy consumption in 24h:** 3.1 kWh

## SSC550G



Continuous shelf for maximum use of space



Allow min. 100mm clearance for installation, all vents must be left clear

**Gross volume:** 511 L

**Exterior dimensions in mm:** 2230w x 600d x 830h

**Number of adjustable shelves:** 4

**Temperature set range:** -2°C to +8°C

**Gross/net weight:** 172/153 kg

**Energy consumption in 24h:** 4.7 kWh